

Triple Buse

Created 2014

Technical Sheet


Contact :

General Manager : Filippo Cavinato

Tel : +32 497 40 49 49

Mail : filippo.cavinato@gmail.com

© Edouard Cuvelier



&



Technical Sheet : « Triple Buse »

Contact :

General Manager : Filippo Cavinato

Tel : +32 497 40 49 49

Mail : filippo.cavinato@gmail.com

Front Theater Setup

Duration of the show = 45 minutes

Distribution and technical team: 4 people

STAGE :

Scenic volume :	minimum	maximum
Opening of the stage :	6 m	9 m
Lateral sliding clearance :	1 m	without discovery
Depth (including proscenium) :	6 m	9 m
Height under boom :	3,5 m	5 m

Stage dressing :

- * Black dance mat on play surface
 - * 4 plans of Italian hang-gliders without discovery or German (plan in appendix)
 - * 1 m of courtyard and garden for the circulation of the actors
 - * Black background with opening 1 m in the center to hang the door (photo in appendix)
 - * Height of door: 2,90 m
 - * A pendrillon of 2 m centered minimum 60 cm behind the black background
- If no curtains (front stage) provide that the audience must go in at once.
 - If curtain (front stage) provide a person for opening (Manual or Mechanical).
Provide a headset or radio contact with the control room.

Floor : The floor must be flat and covered with a black dance mat.

- Cleaned & completely released 2h before the performance.
- Black or covered with a black dance mat.

LOGE : Spacious lodges accommodating 3 people (2 men and 1 woman) with:

- Makeup mirror, with appropriate lighting + heating in! Season and winter
- 1 wearing for costumes with hangers
- table with snack (water, fruit juice, chocolate, fruits ...),
- Toilets and showers.
- 6 bottles of mineral water 1L + 4 bottles of sparkling water 1 / 2L

Repetition and training:

* Artists and technical crew must have access to the venue at least two (2) hours prior to the show so that they can warm up, train and practice with their equipment to ensure their safety. Only to guarantee the artistic integrity of the numbers and the show.

LIGHT:

The layout plan light is a working basis. For a large room, we will make the best use of the additional equipment. Conversely, for less equipped rooms, a reduction is possible, in agreement with our steward. A specific site plan can be implemented, provided that you have sent us the plans of your place and the list of available equipment.

The installation of light (connection & patch) will be carried out before the arrival of the company.

Materials required: See Technical Data Sheet

Technical Sheet : « Triple Buse »

SOUND : Diffusion adapted to the place of representation

- A quality facade adapted to the room, plus two back placed back or side
- 1 amplification in 4 points adapted with the room with diffusion in distant facade.
- 2 lateral returns

REGIE:

The steward of the company is responsible for driving the light and sound of the show.
Thank you for placing the lighting system and sound in the room, in the same place and in an ergonomic way.

PERSONNEL (to be negotiated according to the type of room):

- 1 stage manager during our presence in the place: decision-making.
- 1 technicians (surveyor, electrician and machinist / cintriez) during the service (5h00) preceding the show:
Mounting accessories, light settings, sound and driving
- 1 technicians machinists at the end of the show for a one hour service: dismantling of the show.

PLANNING:

Provide installation time and technical adjustment of the company of a minimum of 3 hours (if the pre-implantation light was realized before the arrival of the company). Installation time and average setting: 5 hours

IMPORTANT:

Prepare the pre-installation of light and sound before the arrival of the company and the steward.

SCENIC DISPOSITION : See Illustrated map page 3 and traffic plan page 5

Particularity of the show (Hanging, decor.):

Suspension on a boom of a slatted door P.V.C. height 2.90 m width 1m, with integrated light source (circuit 17)
.Pack a black cover for the discovery above

SCENE ELEMENTS : All the elements that are on and around the stage:

On stage: 1 wooden coat rack (200 cm), 2 desk (60 x 80 x 80 cm), 2 stool on roller, 2 suit jacket, 1 balloon golfer, 1 pair of roller skates, 1 cardboard tube (90 cm x 60 cm x 120 cm), 59 square box made of cardboard (30 x 30 cm), 10 unfolded cardboard box of 30 x 30 cm, 1 hand Scotch, 1 door with PVC strip

Around the Stage: 1 Scooter, 1 Balance Balance, 1 Mattress (60 x 140cm), 8 square boxes of cardboard (30 x 30 cm), 1 ball Moon Led, 1 pair of ski stick, 1 hat, , 1 hair guitar, 1 flower necklace, 1 scotch hand, 1 guided square case + control, 1 jump wooden board (120 x 40 cm).

LIGHTING (specific needs) : Lighting Plan - Attached Plan - Page 6

materials

- 17 - Fresnels 1Kw
- 8 - Cantata 11-26 1kw
- 2 - Source 4 26 '575 w
- 3 - Source 4 19 '575 w

SOUND : Sound requirements for the show: 2 mono inputs, 1 stereo output Front, 1 output 2 monitor

MATERIAL LIST : The list of specific equipment that will be provided by the company.

- * 1 laptop for broadcasting audio - 1DI or sound card - wiring
- * 1 laptop for lighting - DMX usb Ettec mk2 - Behringer BCF 2000

OPERATION OF THE SHOW / FESTIVAL

For quick editing and to facilitate the performance of the rehearsal and the show,

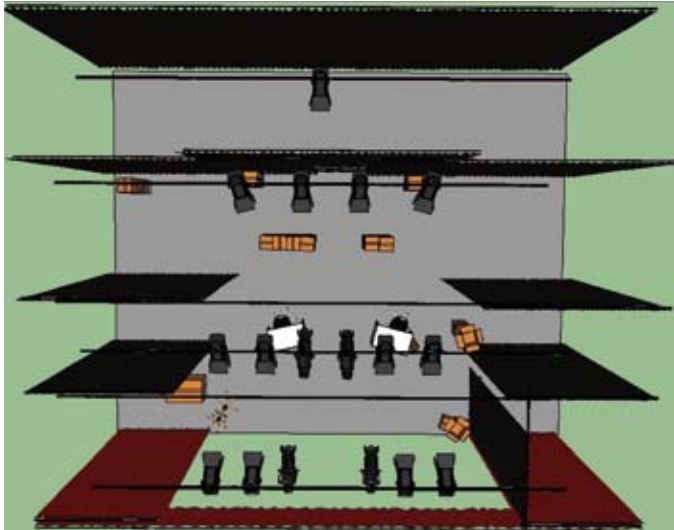

As part of a roll with other shows for the tray changes.

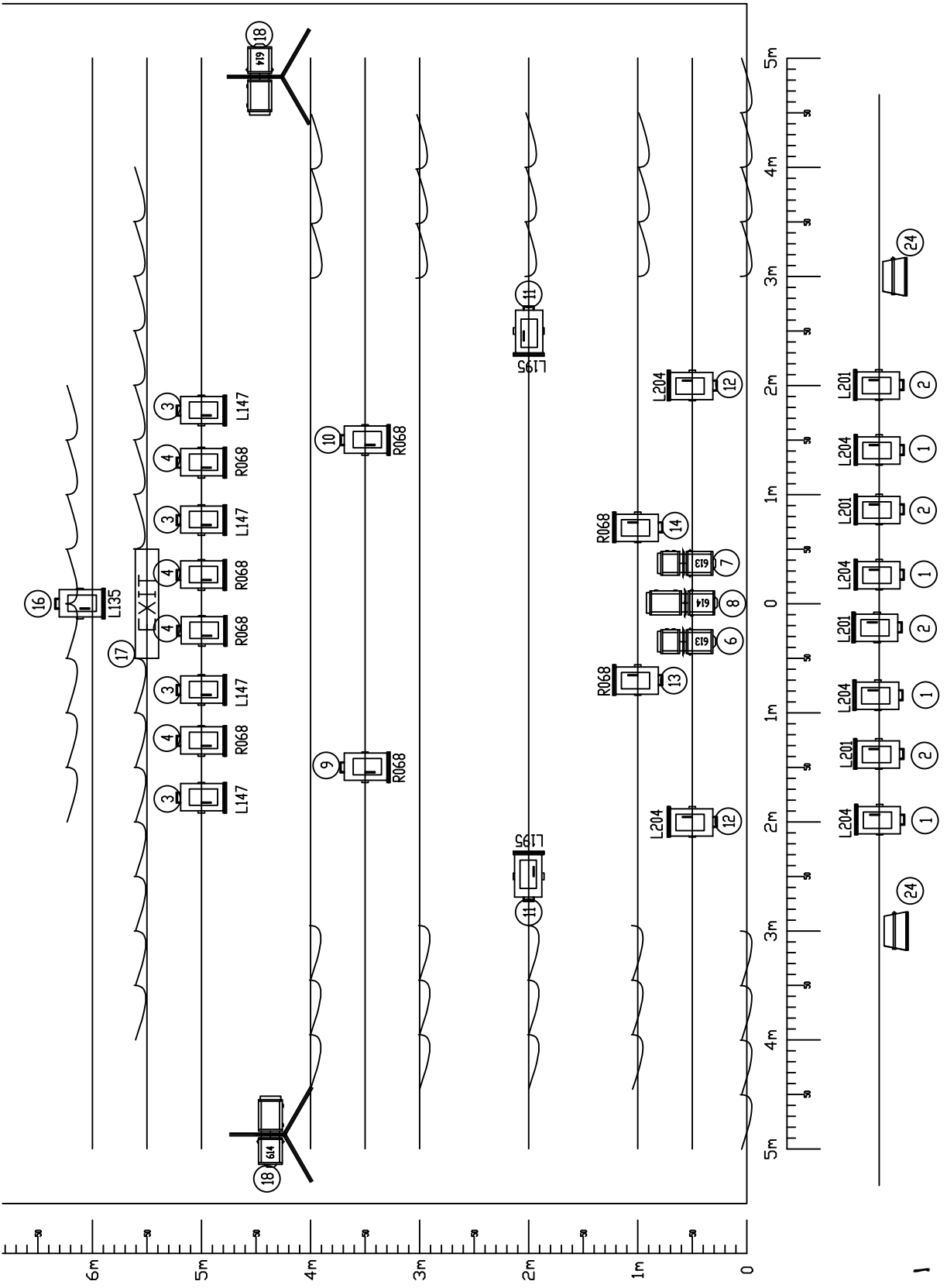
Once the pre-implantation, assembly, pointing, marking realized the installations and uninstallations of the decor take max 15 min.

Our needs :

- * 1 sound system / 2 lights for lighting installation / 1 hanger for the installation of the door P.V.C. on the pole
- * 4 people for the change of plateau on the day of the performance

Site plan : « Triple Buse »





SPECTACLE TRIPLE BUSE

23_PC 1Kw

3_Découpes Type 614

2_Découpes Type 613

2_Pieds 1,25m-2,00m

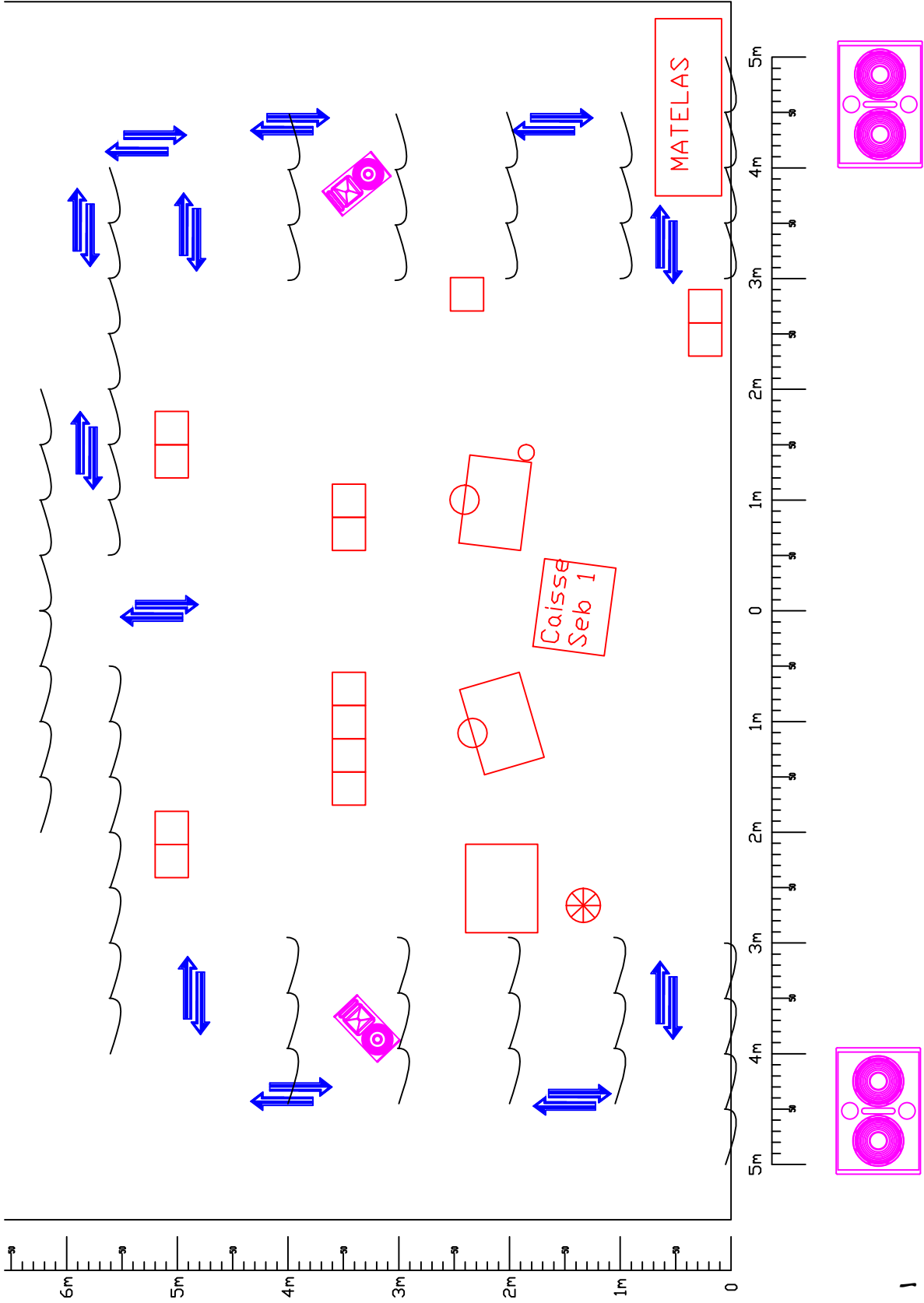
1_Porte a Lamelles P.V.C._Cie

(17) EXIT

Gelatinas_L204-L201-L135-L147-L195-R68

Contact
Filippo Cavinato
+32 497 40 49 49
filippo.cavinato@gmail.com

— TRIPLE BUSE —



Circulations

Décor

Face Son

Retour Scene

Contact
 Filippo Cavinato
 +32 497 40 49 49
 filippo.cavinato@gmail.com

Spectacle : SHOW Triple Buse

Circuits	Sources	Nombres	Position/Direction	Gelatines
1	PC	3	Face	L204
2	PC	3	Face	L201
3	PC	4	Contre / Against	L147
4	PC	4	Contre / Against	R068
5	Découpe	1	Couloir / Corridor	N/C
6	Découpe	1	Mur carton / Wall Paperboard	N/C
7	Découpe	1	Mur carton / Wall Paperboard	N/C
8	Découpe	1	Porte Exite / EXIT Door	N/C
9	PC	1	Contre bureau jardin / counter office garden	R068
10	PC	1	Contre bureau cour / counter office	R068
11	PC	2	Nuit couverture plateau / Night cover tray	L195
12	PC	2	Face rattrapage / Face catching up	L204
13	PC	1	Face bureau jardin / Face office Garden	R068
14	PC	1	Face bureau cour / Face office Yard	R068
15				
16	PC	1	Douche extérieur porte / Outdoor shower Door	L135
17	Porte	1	Exit	
18	Découpe	2	Couloir latéral lointain / Distant lateral Corridor	N/C
19				
20				
21				
22	Gyrophare	1	Supendu / Suspended	
23				
24	Public		Adapté a la salle / Adapted to the Room	

Total projecteur			Total Dimmer	
PC	23	Porte filtres / Filter holder	2 Kw	23*
Découpes	6	Pour circuit 6 et 7 ideal 613 sx	3 Kw	21*
Public		Adapté a la salle / Adapted to the Room		
Gyrophare	1	Apporté par la compagnie / brought by the company		
Porte	1	Apporté par la compagnie / brought by the company		

*Salle compris

Contact technique : Filippo Cavinato
 Tel : +32 497 40 49 49
 mail : filippo.cavinato@gmail.com